

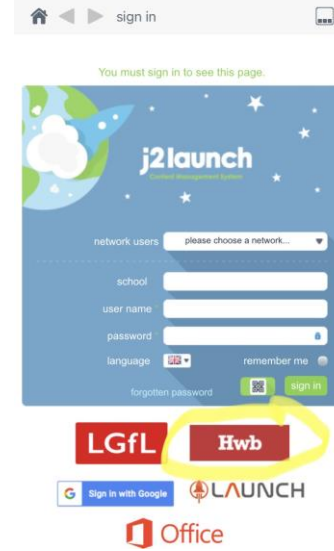
## How to access J2E via j2launch app

1.



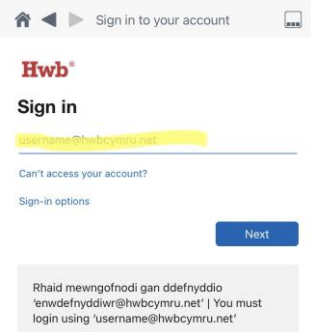
Open the j2launch app

2.



Tap Hwb

3.



Enter the username your Hwb log in card (ask your teacher if you don't have it). The writing with a yellow background is the username. Tap Next.

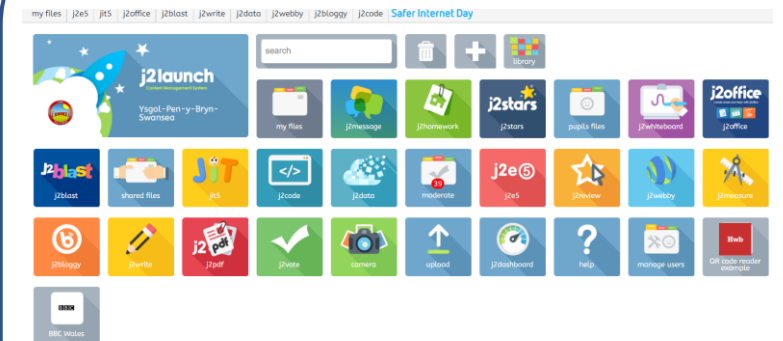
4.

### Enter password



Enter your password. On your log in card, the password has a green background. Tap Sign in.

5.



You will then be taken to the j2e homepage.