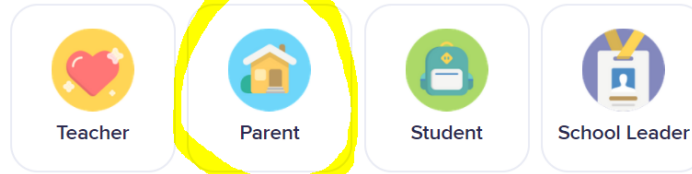


How to sign up to a parent/carer account on ClassDojo - via the website.



1.

Sign up as a...



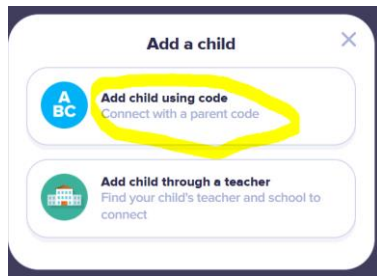
Go to <https://home.classdojo.com> then click on 'parent'

2.

Sign up as a parent

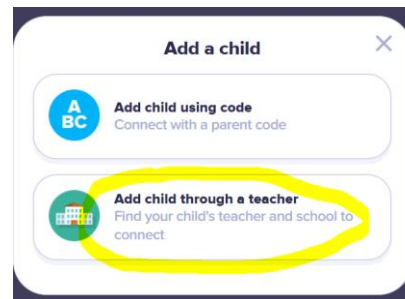
Put in your details and then click 'sign up'

3a. If you have been given a code to join by school:



Click 'Add child using code' then type in your code.

3b. If you don't have a join code



Click 'Add child through a teacher', type in Ysgol Pen-y-Bryn and then look for your child's class teacher

3c.

Enter your child's name

First and last name

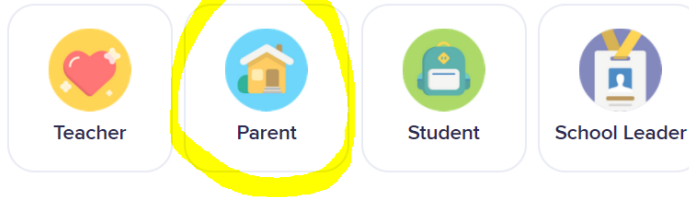
Request to connect

Type in your child's name and then click 'request to connect'

If you already have a parent account for another child or from a previous school

1.

Sign up as a...



Go to <https://home.classdojo.com> then click on 'parent'

2.

- I agree to ClassDojo's [Terms of Service](#) and [Privacy Policy](#)
- I agree ClassDojo can transfer information generated by my family's use of ClassDojo to the US, for the purpose of providing us with the service.

Expand

Sign up

Already have a parent account?

[Log in here](#)

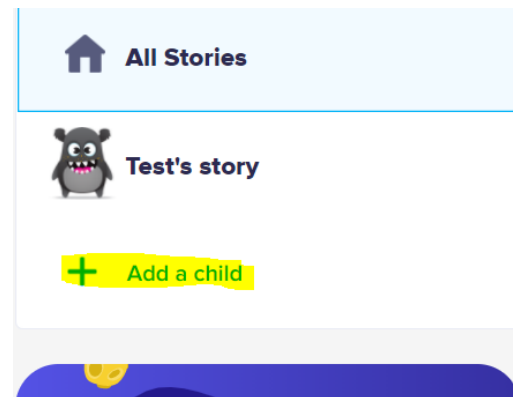
Scroll to the bottom of the page and click 'Log in here'

3.

A screenshot of the ClassDojo login page. At the top is the ClassDojo logo and the text "Log in to ClassDojo". Below are two input fields: "Email address" and "Password", both highlighted in yellow. There is a "Forgot your password?" link below the password field. At the bottom is a grey "Log in" button, also highlighted in yellow. Below the button is the text "Don't have an account? [Sign up](#)".

Type in your details and then click 'Log in'

4.



Click on 'add a child' towards the top left of the screen

5.

Follow the instructions in Step 3 in the page above